





Know Your Skeleton

Instructions


1. Follow the colour guide below and colour in your skeleton bones.
2. Cut around the bones.
3. Glue the spine on to the shape of the body first.
4. Then glue all the other bones on to the body to complete your skeleton.
5. When you have completed your skeleton, name the bones.


Colour Guide

Colour the spine  PINK

Colour the feet bones  BLUE


Colour the leg bones  ORANGE

Colour the hand bones  BROWN

Colour the ribs and shoulder bones  RED

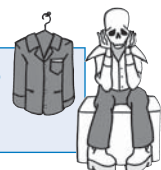
Colour the arm bones  PURPLE

Colour the skull  YELLOW

Colour the pelvic bones  GREEN

Just for Fun: Why didn't the skeleton go to the disco?

He had no body to go with.





Know Your Skeleton

