



CHRISTMAS AROUND THE WORLD

Kwanzaa Candles

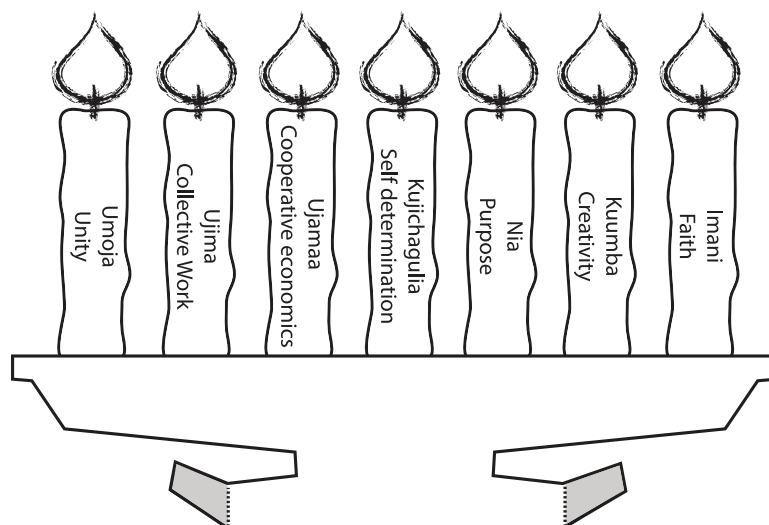
Make your own Kwanzaa candles and holder by following these instructions.

What you will need:

- candle templates
- scissors
- pencil
- cardboard (*cereal box thickness*)
- green, red and black coloured pencils or Textas
- glue.

Instructions

1. Cut out the candle holder and candle templates.
2. Trace around them onto cardboard.
3. Cut out the cardboard candle holder and candles.
4. Fold back each end of the base of the candle holder to make a stand.
5. Colour three of the candles green, three red and one black.
6. Each day glue one candle onto the candle holder. Discuss the principle written on the candle.




<input type="checkbox"/>	<input checked="" type="checkbox"/>	<input type="checkbox"/>
Lower Primary	Primary	Middle Years



CHRISTMAS AROUND THE WORLD

 Imani
Faith


 Kuumba
Creativity

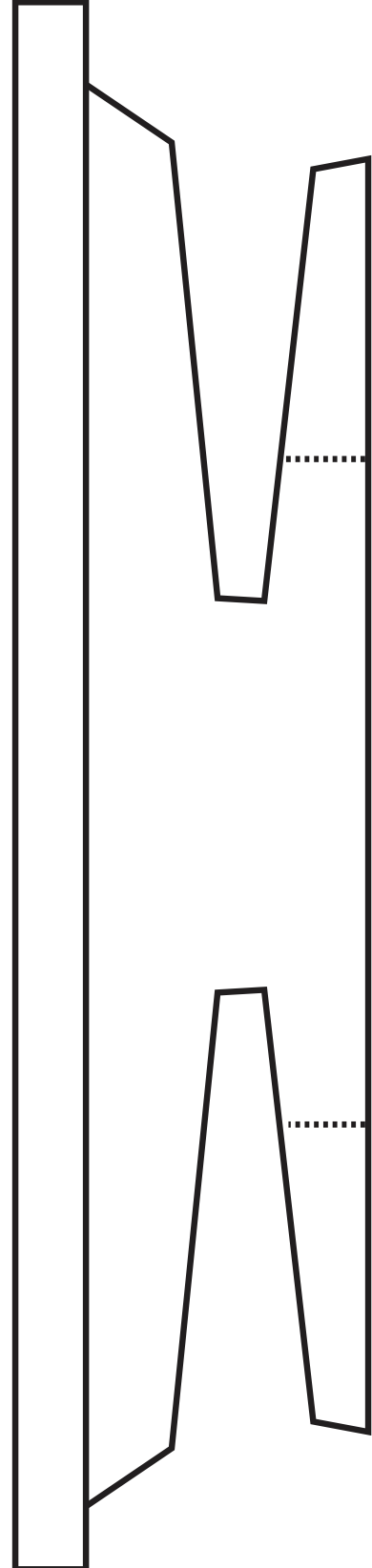
 Nia
Purpose

 Kujichagulia
Self determination

 Ujamaa
Cooperative economics

 Ujima
Collective Work

 Umoja
Unity



<input type="checkbox"/>	<input checked="" type="checkbox"/>	<input type="checkbox"/>
Lower Primary	Primary	Middle Years