









ALL ABOUT AUSTRALIAN COINS

Look, cover, draw, check

Name: _____

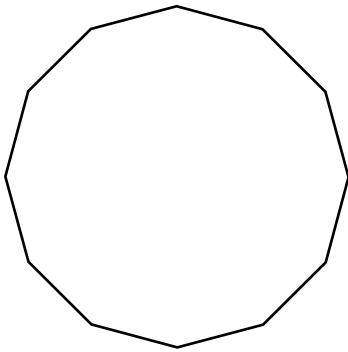
Look at each coin, cover it up and try and draw it from memory. There is space for the obverse and reverse (heads and tails) side of each coin.

<p>Five cent coin – obverse (heads)</p> 	<p>Twenty cent coin – obverse (heads)</p> 	<p>Ten cent coin – obverse (heads)</p> 
<p>Five cent coin - reverse (tails)</p> 	<p>Twenty cent coin - reverse (tails)</p> 	<p>Ten cent coin - reverse (tails)</p> 




ALL ABOUT AUSTRALIAN COINS


Fifty cent coin –
obverse (heads)



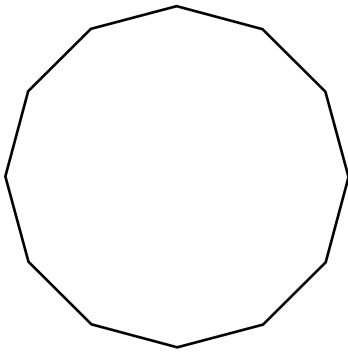
Two dollar coin –
obverse (heads)




One dollar coin –
obverse (heads)



Fifty cent coin -
reverse (tails)



Two dollar coin –
reverse (tails)



One dollar coin -
reverse (tails)

