

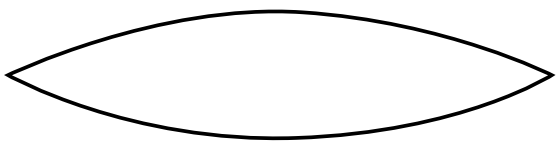
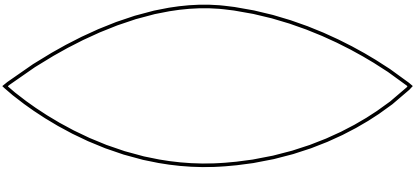

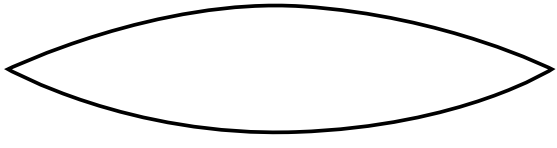
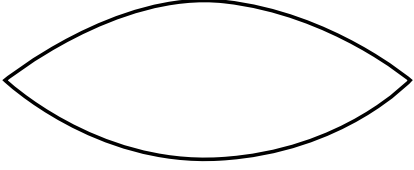


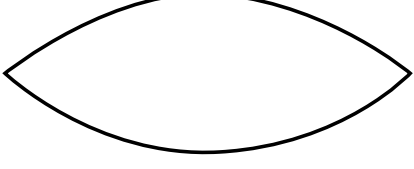













MOTHER'S DAY

Special People Tree

In each leaf write the name of a person who is special to you. This could be someone in your family or a friend.

Cut the leaves out and stick them on to the tree on page two to create a special people tree.


		
		
		
		
		
		
		

<input checked="" type="checkbox"/> Lower Primary	<input type="checkbox"/> Primary	<input type="checkbox"/> Middle Years
---	----------------------------------	---------------------------------------



MOTHER'S DAY

Name: _____



<input checked="" type="checkbox"/>	<input type="checkbox"/>	<input type="checkbox"/>
Lower Primary	Primary	Middle Years